

ISO in figures 2018

Members

162 national standards bodies, comprising

120 member bodies,

39 correspondent members,

3 subscriber members.

Technical committee structure

3573 technical bodies, comprising

249 technical committees,

504 subcommittees,

2 714 working groups, Sub groups and

106 ad hoc study groups.

Staff

Technical secretariats

39 member bodies provide the administrative and technical services for the secretariats of committees of the ISO technical programme. These services involve a full-time staff equivalent to **500** persons.

Central Secretariat in Geneva

152.3 full-time staff from

26 countries coordinate the worldwide activities of ISO

Development of International Standards

Total at 31 December 2018

22 467 International Standards and standards-type documents.

These standards represented a total output of **1 028 217** pages in English and French (terminology is also often provided in other languages).

In 2018

1 637 International Standards and standards-type documents published.

This output represented a total of **83 360** pages for 2018.

Work in progress

1 690 new projects (work items) registered.

4 723 work items appeared on the programmes of work of the technical committees.

The breakdown was as follows:

1 463 work items at preparatory stage,

1 127 committee drafts,

2 133 Draft International Standards (DIS) and Final Draft International Standards (FDIS).

Meetings

26 technical meetings were in progress, on average, each working day of the year somewhere in the world.

3 431 technical meetings were held in

57 countries, comprising

205 meetings of technical committees,

391 meetings of subcommittees,

2 835 meetings of working groups or ad hoc groups.

In addition to **769** virtual meetings

Liaisons

745 international organizations were in liaison with ISO technical committees and subcommittees.
(*Liaisons Category A & B*)

Electronic access to technical information

Complete information on ISO's standardization activities (including the *ISO Memento* and the *ISO Catalogue*) is available from ISO Online, accessible on the Web at the following address:

www.iso.org.

Portfolio of published ISO deliverables and work programme

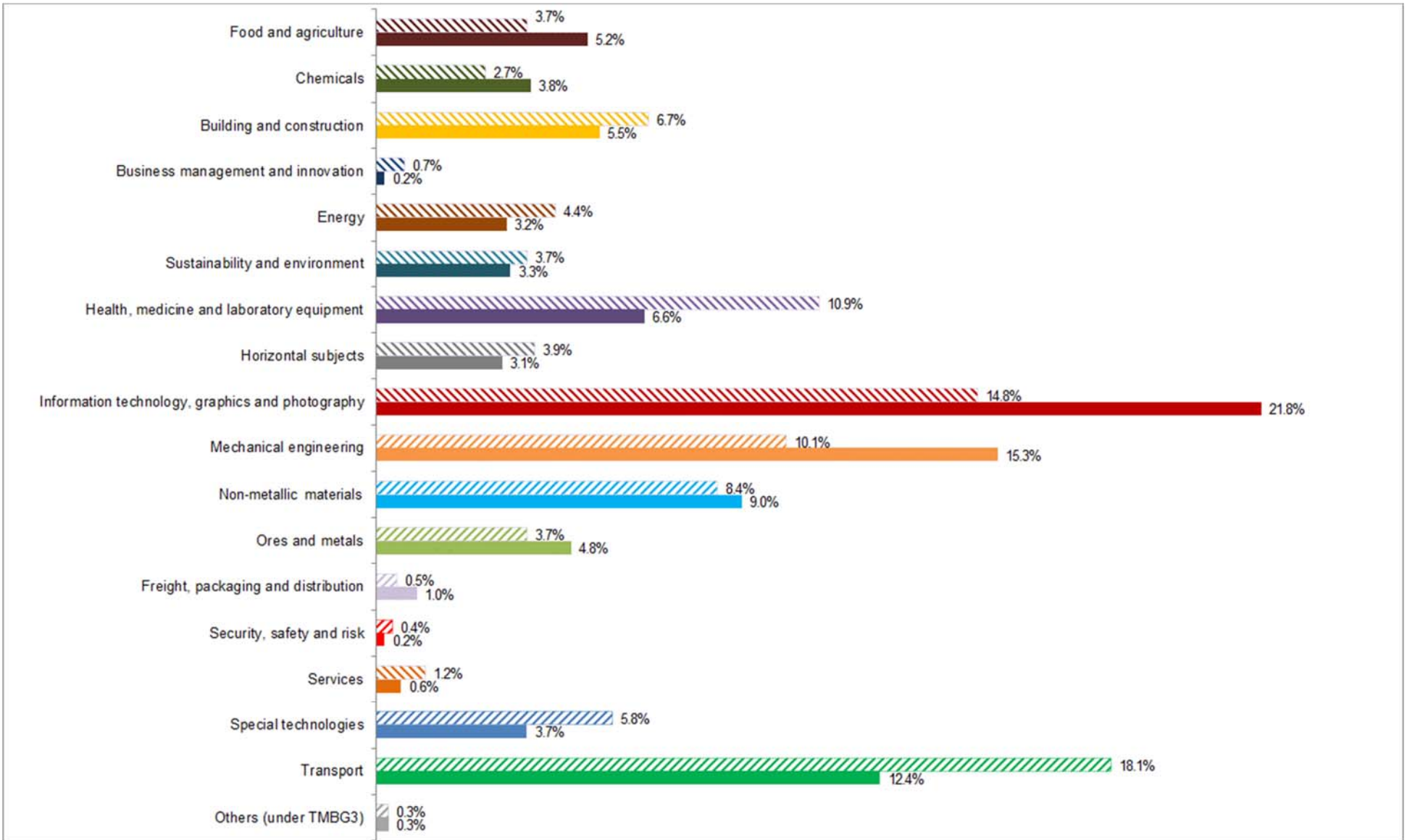
breakdown by technical sectors¹

Technical Sectors	New registered in 2018	%	Total active work items	%	New published ISO deliverables ²	%	Number of pages	Total published ISO deliverables	%	Number of pages
Food and agriculture	72	4.3%	177	3.7%	45	2.7%	1 613	1 179	5.2%	34 423
Chemicals	36	2.1%	128	2.7%	55	3.4%	1 471	863	3.8%	20 551
Building and construction	93	5.5%	315	6.7%	72	4.4%	4 510	1 241	5.5%	48 646
Business management and innovation	14	0.8%	34	0.7%	15	0.9%	1 125	49	0.2%	4 768
Energy	96	5.7%	206	4.4%	39	2.4%	1 875	719	3.2%	28 988
Sustainability and environment	44	2.6%	177	3.7%	69	4.2%	4 394	736	3.3%	39 418
Health, medicine and laboratory equipment	155	9.2%	517	10.9%	145	8.9%	8 775	1 475	6.6%	80 072
Horizontal subjects	71	4.2%	182	3.9%	24	1.5%	1 272	689	3.1%	31 922
Information technology, graphics and photography	310	18.3%	701	14.8%	433	26.4%	24 602	4 888	21.8%	349 850
Mechanical engineering	174	10.3%	478	10.1%	193	11.8%	9 705	3 440	15.3%	150 089
Non-metallic materials	149	8.8%	395	8.4%	177	10.8%	5 205	2 026	9.0%	52 641
Ores and metals	57	3.4%	173	3.7%	70	4.3%	2 977	1 074	4.8%	30 559
Freight, packaging and distribution	3	0.2%	22	0.5%	7	0.4%	199	213	1.0%	5 673
Security, safety and risk	15	0.9%	21	0.4%	13	0.8%	605	39	0.2%	2 766
Services	23	1.4%	58	1.2%	11	0.7%	510	141	0.6%	7 226
Special technologies	98	5.8%	272	5.8%	68	4.1%	3 002	842	3.7%	32 878
Transport	273	16.1%	855	18.1%	198	12.1%	11 183	2 787	12.4%	102 288
Others (under TMBG ³)	7	0.4%	12	0.3%	3	0.2%	337	66	0.3%	5 459
	1 690		4 723		1 637		83 360	22 467		1 028 217

¹ Based on the technical sectors established by the TMB (17 sectors)

² International Standards and all others document-type (like Technical Report, Technical Specifications, Publicly Available Specification, etc.)

³ ISO/TMBG refers to the groups that report to the ISO Technical Management Board (TMB).



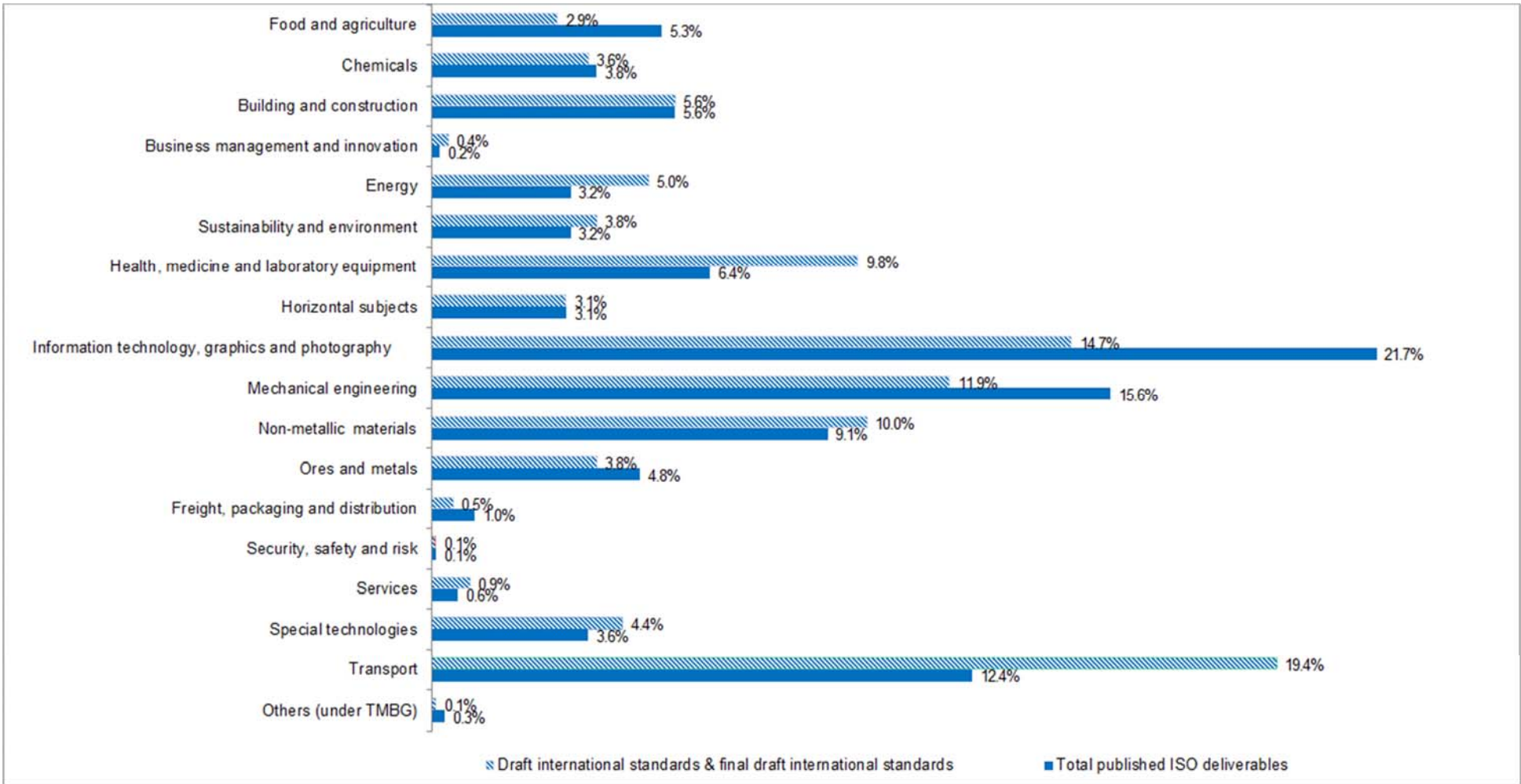
Portfolio of ISO standards and Draft International Standards

by technical sector at the end of 2018

Breakdown by technical sectors

Technical sectors	Draft international standards & final draft international standards	%	Total published ISO deliverables	%
Food and agriculture	61	2.9%	1 179	5.3%
Chemicals	77	3.6%	863	3.8%
Building and construction	119	5.6%	1 241	5.6%
Business management and innovation	9	0.4%	49	0.2%
Energy	106	5.0%	719	3.2%
Sustainability and environment	81	3.8%	736	3.2%
Health, medicine and laboratory equipment	209	9.8%	1 475	6.4%
Horizontal subjects	66	3.1%	689	3.1%
Information technology, graphics and photography	313	14.7%	4 888	21.7%
Mechanical engineering	253	11.9%	3 440	15.6%
Non-metallic materials	214	10.0%	2 026	9.1%
Ores and metals	80	3.8%	1 074	4.8%
Freight, packaging and distribution	12	0.5%	213	1.0%
Security, safety and risk	3	0.1%	39	0.1%
Services	20	0.9%	141	0.6%
Special technologies	94	4.4%	842	3.6%
Transport	414	19.4%	2 787	12.4%
Others (<i>under TMBG⁴</i>)	2	0.1%	66	0.3%
	2 133		22 467	

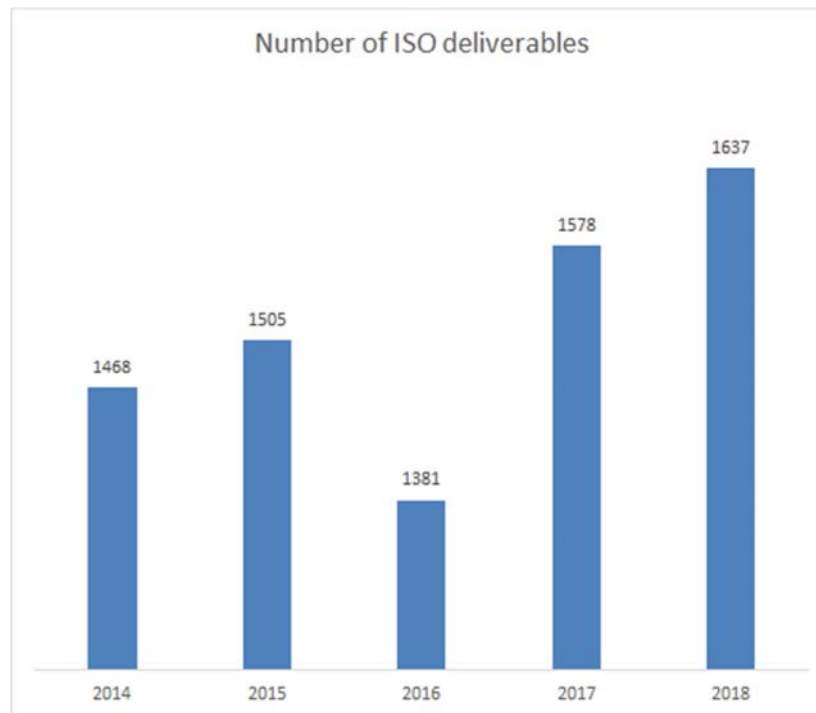
⁴ ISO/TMBG refers to the groups that report to the ISO Technical Management Board (TMB).



ISO Data for Yearly production:

Number of ISO Deliverables and total number of pages (2014-2018)

	Number of published ISO deliverables	Total number of pages
2014	1 468	68 497
2015	1 505	72 338
2016	1 381	79 283
2017	1 578	92 747
2018	1 637	83 360



ISO member bodies' contribution to the standards process

ISO Member	Number of active secretariats at TC and SC level	Number of convenorships at WG level	ISO Member	Number of active secretariats at TC and SC level	Number of convenorships at WG level
Argentina [IRAM]	1	3	Luxembourg [ILNAS]		3
Australia [SA]	25	47	Malaysia [DSM]	4	9
Austria [ASI]	5	16	Mexico [DGN]	1	1
Belarus [BELST]		1	Netherlands [NEN]	14	68
Belgium [NBN]	1	25	New Zealand [NZSO]		6
Brazil [ABNT]	5	13	Norway [SN]	9	27
Canada [SCC]	15	100	Panama [COPANIT]		1
China [SAC]	77	160	Philippines [BPS]		2
Colombia [ICONTEC]	2		Poland [PKN]	2	1
Czech Republic [UNMZ]		2	Portugal [IPQ]	1	4
Denmark [DS]	3	26	Qatar [QS]		1
Egypt [EOS]		2	Russian Federation [GOST R]	6	6
Finland [SFS]	3	9	Senegal [ASN]	2	
France [AFNOR]	73	201	Singapore [ESG]		2
Germany [DIN]	135	388	Slovenia [SIST]		1
Ghana [GSA]	1		South Africa [SABS]	9	10
Greece [NQIS ELOT]		1	Spain [UNE]	5	17
India [BIS]	10	13	Sweden [SIS]	25	58
Indonesia [BSN]		1	Switzerland [SNV]	15	23
Iran, Islamic Republic of [ISIRI]	5	16	Thailand [TISI]	1	6
Ireland [NSAI]		4	Tunisia [INNORPI]	1	
Israel [SII]	4	10	Turkey [TSE]	2	1
Italy [UNI]	20	56	Uganda [UNBS]		1
Jamaica [BSJ]	1	2	Ukraine [DSTU]	1	2
Japan [JISC]	76	210	United Kingdom [BSI]	78	246
Kenya [KEBS]	1	1	United States [ANSI]	105	424
Korea, Republic of [KATS]	21	110			